



WALRUS

TS Series 60Hz Multistage Centrifugal Pump

ISO 9001



Applications

The TS series are multistage centrifugal pumps suitable for pressure boosting applications such as increasing water pressure from city mains or private water systems. They are also suitable for other applications such as:

- Water circulation
- Liquid transfer
- Irrigation systems
- Lawn sprinkle systems
- Washing systems
- General purpose pumping

Suitable Liquids

Potable water or other clean or non-corrosive liquids.

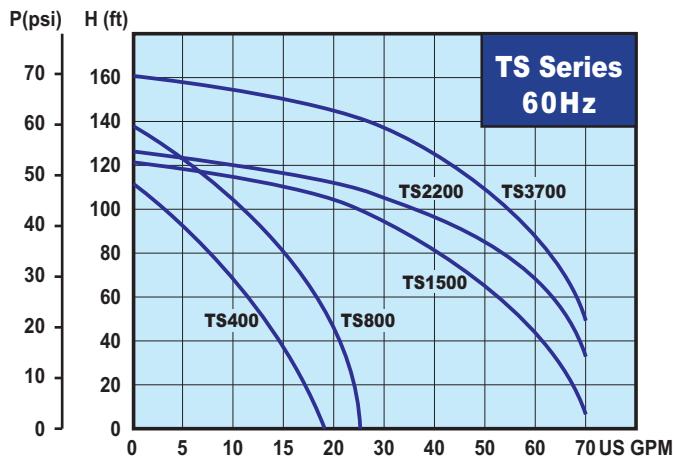
Operation Conditions

1. Ambient temperature: Max. +104°F (40°C)
2. Liquid temperature: + 39°F(4°C) ~ +104°F (40°C)
3. System Pressure : Max. 120 PSI

Product Features

1. Multi-stage design provides steady, quiet and vibration-free operation for years of trouble-free service.
2. Close coupled, space saving design provides easy installation.
3. All parts in contact with water are made from corrosion resistant materials.
4. Capable of transferring both plain and salt water.
5. The pump is installed with thermostat protection switch to protect against dry running. The pump will shut off when water temperature exceeds 130°F (55°C). (TS400 /800 only)
6. The motor has a built-in thermal overload to protect against high operating temperatures and over current (Single phase motor only)
7. The pumps will lift water up to 25 ft. with foot valve and pump suction piping filled with water

Hydraulic Performance curve:



Materials

Part name	TS400	TS800	TS1500/2200/3700
Pump casing	glass filled noryl		
Filling plug	NyLon		
Outlet & Inlet	SUS 304		
Intermediate Chamber	glass filled polycarbonate	SUS 316	
Impeller	glass filled noryl	SUS 316	
Mechanical Seal	Ceramic+Carbon+Viton	Carbon+SiC+Viton	
Shaft	SUS 316		SUS 316
Motor Shell	Coating Steel	Aluminum alloy	

Walrus America Inc

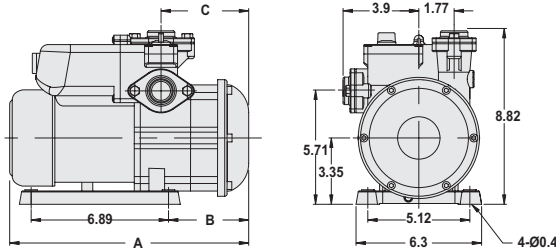


WALRUS

TS Series MultiStage Centrifugal Pump

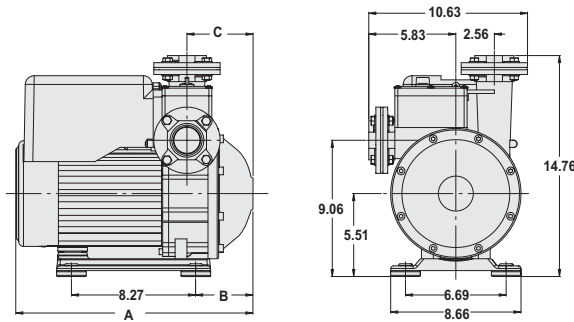
Dimensions: (in.)

TS400 / 800



Model	A (in.)	B (in.)	C (in.)
TS400 ½HP	11.69	3.54	3.74
TS800 1HP	14.21	3.88	4.07

TS1500 / 2200 / 3700



Model	A (in.)	B (in.)	C (in.)
TS1500 2HP	15.93	3.96	4.55
TS2200 3HP	15.93	3.96	4.55
TS3700 5HP	15.93	3.96	4.55

Suction Lift Performance Table

Model	Discharge pressure in psi	Capacity in US gallons per Minute					
		Suction Lift in Feet					
		0	5	10	15	20	25
TS400	10	16.9	16.1	15.4	14.5	13.5	12.5
	20	13.0	12.2	11.5	10.8	10.0	9.4
	30	9.5	8.6	8.0	7.1	6.1	4.5
TS800	10	23.5	23.0	22.5	21.8	21.0	20.0
	20	20.2	19.5	19.0	18.4	17.7	16.8
	30	17.1	16.2	15.1	14.1	13.2	12.3
	40	12.5	11.5	10.5	9.4	8.0	6.5
TS1500	10	66.7	65.2	63.8	62.1	60.4	58.3
	20	59.0	56.8	54.4	51.8	48.3	45.0
	30	46.5	43.0	39.4	36.2	33.3	30.0
	40	31.4	27.9	23.5	18.9	13.0	6.9
TS2200	10	71.0	70.8	69.9	69.1	68.0	67.0
	20	67.3	66.1	64.9	63.3	61.5	58.8
	30	59.7	57.0	53.9	50.1	46.0	41.6
	40	43.4	38.5	33.3	27.4	21.2	14.4
TS3700	10	72.2	71.8	71.4	70.8	70.2	69.4
	20	69.8	68.9	68.0	66.9	65.8	64.5
	30	65.0	63.6	62.1	60.4	58.6	56.6
	40	57.4	55.3	53.0	50.5	47.8	44.9
	50	46.0	42.9	39.6	35.9	31.9	27.4
	60	29.2	24.6	19.3	13.4	6.5	-

Specification:

Model	Power (HP)	Cycle (Hz)	Phase (Ø)	Voltage (V)	Amp's (A)	Inlet (NPT)	Outlet (NPT)	H max. (ft)	Q max. (GPM)	N.W. (lbs)
TS400	½	60	1	115 / 230	6.0 / 3.0	1"	1"	114	19.0	17.6
TS800	1	60	1	115 / 230	11.0 / 5.5	1"	1"	138	25.0	24.3
TS1500	2	60	1 / 3	230	9.5 / 6.5	2"	2"	124	70.0	57.3
TS2200	3	60	3	230	9.5	2"	2"	128	71.3	59.5
TS3700	5	60	3	230	12	2"	2"	164	71.3	63.9

Walrus America Inc
 9808 Whithorn Drive, Houston, TX 77095
 Phone: (512)484-6713 Fax: (281) 861-7776
 Web: www.walruspumps.com

All specifications are subject to change without notice.